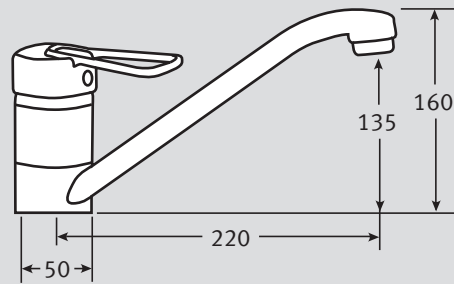


Professional Simplon Tap Specifications

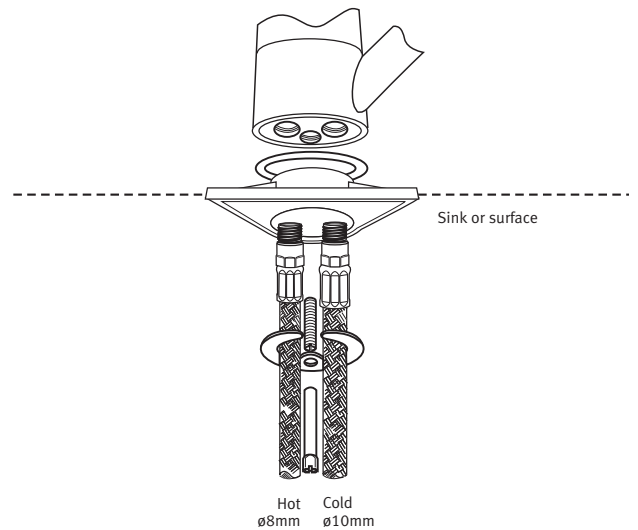
- Single lever action
- Ceramic disc cartridge mechanism
- Brass body and spout
- Long reach spout
- Complements SPX Simplon sink drainer
- Requires 35mm tap hole
- Fully guaranteed with nationwide servicing*



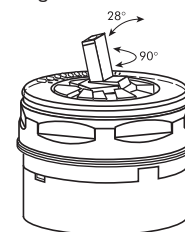
| | | |
|---|---|---------|
| Material: | Solid brass body and brass spout | |
| Type: | Top mounted lever | |
| Spout: | Single Flow continental spout with long reach | |
| Tails: | Flexi tails with built in non-return valves | |
| Tap Height: | 135 (overall tap height 160) | |
| Spout Reach: | 220 | |
| Handle Width: | Not applicable | |
| Colours: | Chrome and SilkSteel | |
| Maximum Water Pressure: | 75 PSI (5 bar) | |
| Maximum Hot-Water Temperature: | 70°C | |
| Recommended Hot-Water Temperature: | 65°C | |
| Guarantee:- | Ceramic mechanism | 5 years |
| | Surfaces: | 1 year |
| Joints: | It is recommended that compression fittings are used to link the tap to the supply. | |

Some taps may require bracing to avoid flexing of the sink ledge.

Tails:



Valve Mechanism: Cartridge



* South Services: 0870 241 5632 * Central Services: 01782 599258 All Franke taps are designed to conform with Water Research Council Requirements.
 NB. Ceramic disc taps in certain installations or where there is a low head of water (below 4 metres) may not provide adequate flow rates. You are advised to check with your supplier.